


Top 55 Beautiful Grill Design Ideas For Windows

engineeringdiscoveries.com/top-55-beautiful-grill-design-ideas-for-windows


Engineering Discoveries

February 2, 2020




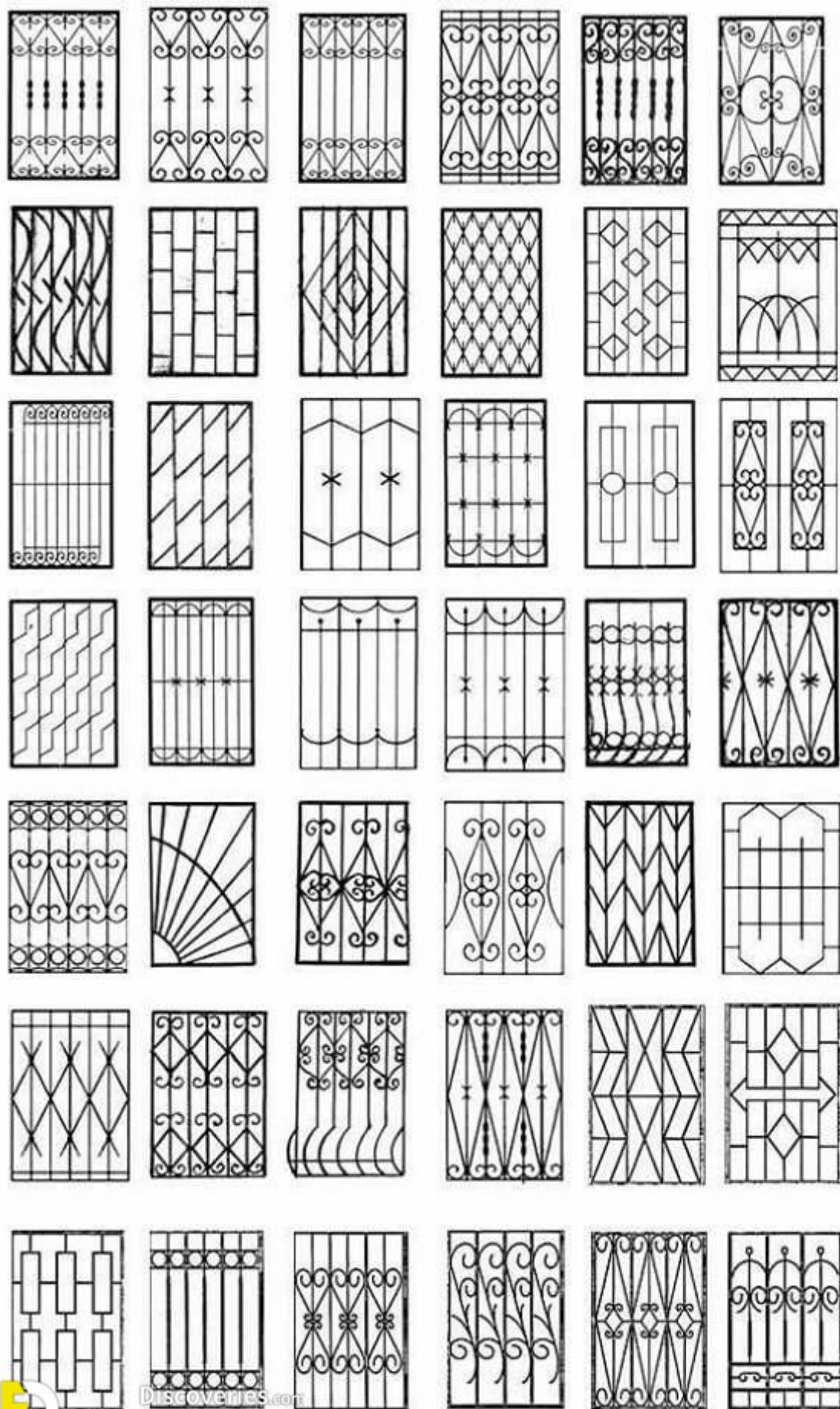
Beautiful windows grill design ideas. Steel is the most important element in the construction of a home or building. It must be free from cracks and surface flaws having uniform width and thickness without any joints. Window Grills are required for the safety of homes. Window glasses should be well covered with grills.

[Click Here To See Basic Knowledge About Doors And Windows Dimensions](#)



Flat Iron







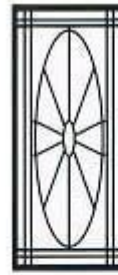
**ND230
CITADEL II**



**ND232
MARQUIS**



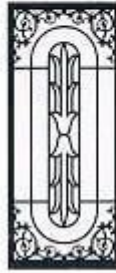
**ND231
PINNACLE**



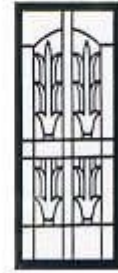
**ND227
EMBASSY**



**ND213
AURORA**



**ND225
MEDITERRANEAN II**



**ND26
CENTURY**




**ND16
PANORAMA**



**ND237
MORNING SUN**



**ND40
ECLIPSE**



**ND46
NEW YORKER**



**ND279
LARGO**



**ND212
COLONIAL**



**ND230
CITADEL II**



**ND280
PICTURE**



**ND144
AGENCY**



**ND145
OLD ELEGANCE**



**ND146
WILLIAMS-BURG**



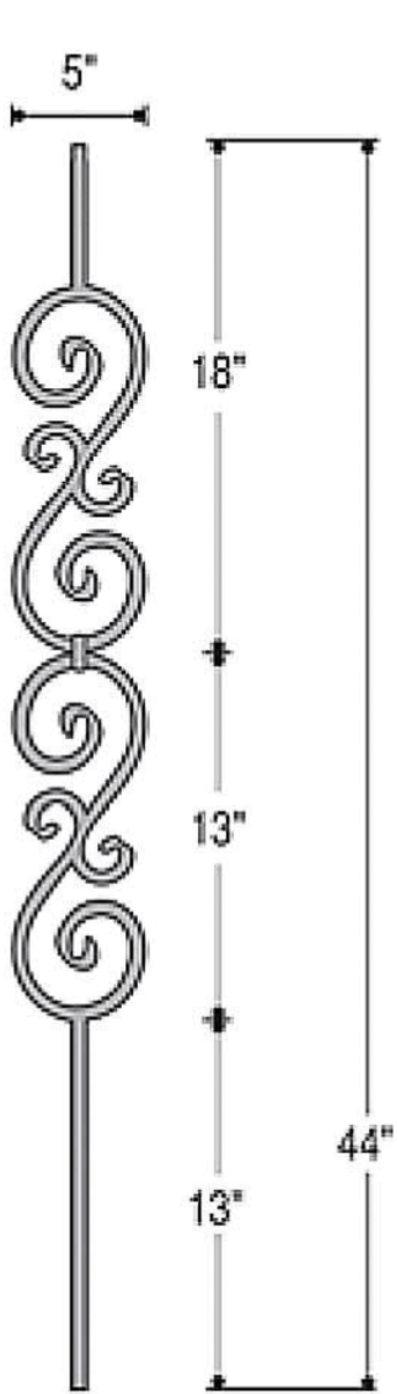
**ND148
COUNTRY CHARNA**

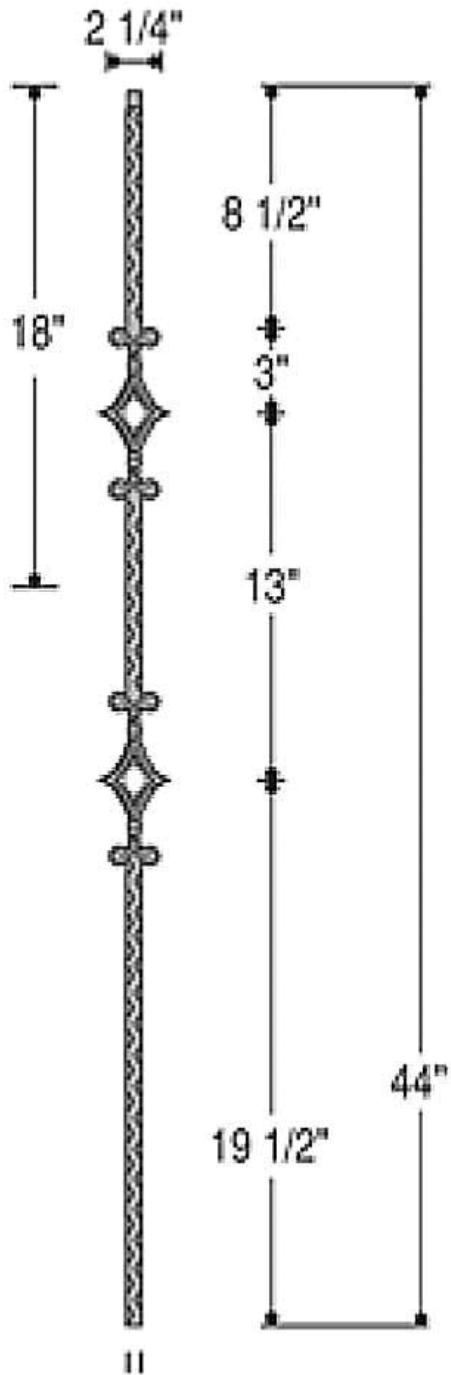



**ND169
AMERICANA**

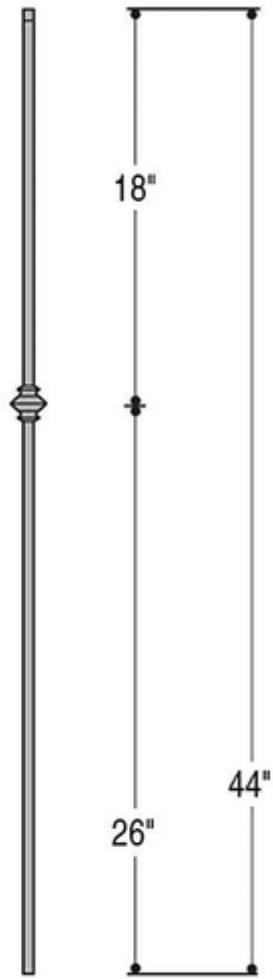
EMERGENCY Discover **OLD ELEGANCE**
Engineering







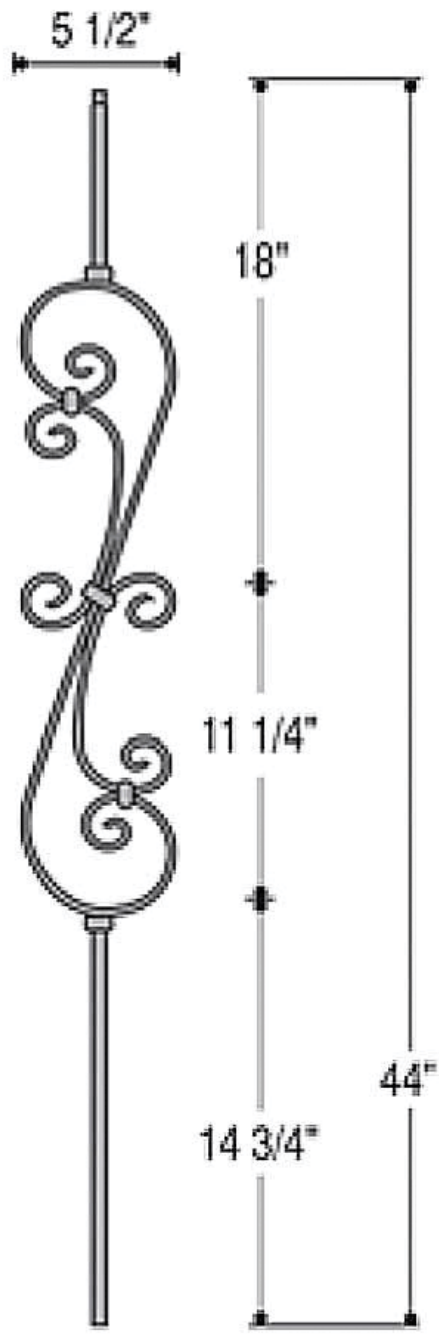




1 1/2"

Engineering Discoveries.com










 discoveries.com
Engineering


Ornamental Designs - Advanced Scroll Designs II



Wrought iron design



Cosmos




Violet



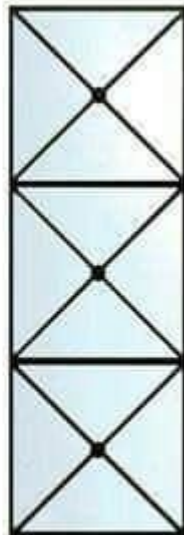
Pink




Wisteria



Rose




Yucca



Orchid




Azalea



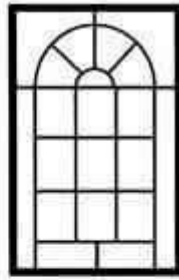


056.ua
Сайт города
Днепра

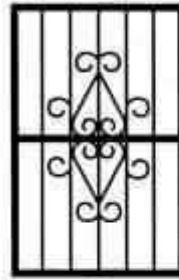
 Discoveries.com
Engineering



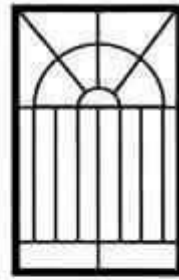
1




2



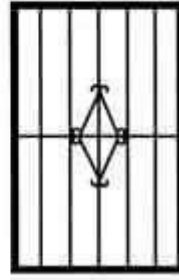
3



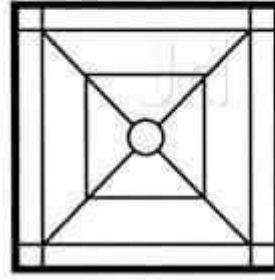
4




5




6




7





Manière de reproduire les dessins sur la tôle


Les panneaux, impostes et autres petits travaux dont les architectes donnent les dessins en grandeur naturelle pour en faciliter l'exécution doivent être reproduit sur la tôle par le moyen du décalque. Pour cela on blanchit le derrière de la feuille avec de la craie, on applique ce côté sur la tôle et l'on suit ensuite les contours du dessin avec une pointe. On décalque ainsi facilement et avec rapidité. Pour dessiner un plan voir la planche 142




BAROSSA




ILLAWARRA




RIVERINA





KIRRIBILLI



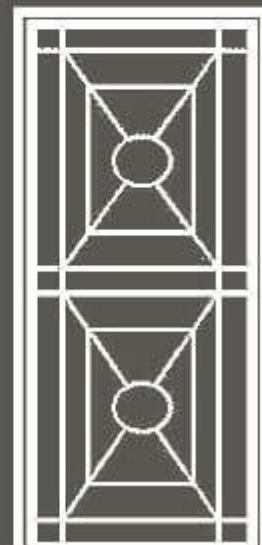
CHIFLEY



WARATAH



HUNTER



MILDURA

